

360DRUMS

written by Joost Visser

BOOK TWO the book of fills

chapter 4

fills in blues

(with bassdrum added)

**NEDERLANDS
ENGLISH**

**NEW
CHAPTERS
INCLUDED**

**SECOND
EDITION**

REVISITED

**360DRUMS
CODING
VIDEO**

chapter 4

basic fills

4.1  Musical notation for fill 4.1, first staff. It shows a 12/8 time signature and a single staff with a sequence of eighth notes: G4, A4, B4, C5, B4, A4, G4.

 Musical notation for fill 4.1, second staff. It shows a 12/8 time signature and a single staff with a sequence of eighth notes: G4, A4, B4, C5, B4, A4, G4. Musical notation for fill 4.1, third staff. It shows a 12/8 time signature and a single staff with a sequence of eighth notes: G4, A4, B4, C5, B4, A4, G4. Musical notation for fill 4.1, fourth staff. It shows a 12/8 time signature and a single staff with a sequence of eighth notes: G4, A4, B4, C5, B4, A4, G4. Musical notation for fill 4.1, fifth staff. It shows a 12/8 time signature and a single staff with a sequence of eighth notes: G4, A4, B4, C5, B4, A4, G4. Musical notation for fill 4.1, sixth staff. It shows a 12/8 time signature and a single staff with a sequence of eighth notes: G4, A4, B4, C5, B4, A4, G4.

4.2  Musical notation for fill 4.2, first staff. It shows a 12/8 time signature and a single staff with a sequence of eighth notes: G4, A4, B4, C5, B4, A4, G4.

 Musical notation for fill 4.2, second staff. It shows a 12/8 time signature and a single staff with a sequence of eighth notes: G4, A4, B4, C5, B4, A4, G4. Musical notation for fill 4.2, third staff. It shows a 12/8 time signature and a single staff with a sequence of eighth notes: G4, A4, B4, C5, B4, A4, G4. Musical notation for fill 4.2, fourth staff. It shows a 12/8 time signature and a single staff with a sequence of eighth notes: G4, A4, B4, C5, B4, A4, G4. Musical notation for fill 4.2, fifth staff. It shows a 12/8 time signature and a single staff with a sequence of eighth notes: G4, A4, B4, C5, B4, A4, G4. Musical notation for fill 4.2, sixth staff. It shows a 12/8 time signature and a single staff with a sequence of eighth notes: G4, A4, B4, C5, B4, A4, G4.

4.3  Musical notation for fill 4.3, first staff. It shows a 12/8 time signature and a single staff with a sequence of eighth notes: G4, A4, B4, C5, B4, A4, G4.

 Musical notation for fill 4.3, second staff. It shows a 12/8 time signature and a single staff with a sequence of eighth notes: G4, A4, B4, C5, B4, A4, G4. Musical notation for fill 4.3, third staff. It shows a 12/8 time signature and a single staff with a sequence of eighth notes: G4, A4, B4, C5, B4, A4, G4.

L R K L R K

 Musical notation for fill 4.3, fourth staff. It shows a 12/8 time signature and a single staff with a sequence of eighth notes: G4, A4, B4, C5, B4, A4, G4.

L R L L R L

 Musical notation for fill 4.3, fifth staff. It shows a 12/8 time signature and a single staff with a sequence of eighth notes: G4, A4, B4, C5, B4, A4, G4. Musical notation for fill 4.3, sixth staff. It shows a 12/8 time signature and a single staff with a sequence of eighth notes: G4, A4, B4, C5, B4, A4, G4.

INDEX

BOOK ONE (A)

chapter 1: **rock** (8th note beats)
chapter 2: **blues rock** (12/8 and 8th notes)
chapter 3: 12/8 and **half-time shuffle**
chapter 4: adapting the beat
chapter 5: **16th note** beats (1-e-&-a)
chapter 6: 4/4 and **shuffle** (triplet feel)
chapter 7: **1-e-&** on the hihat
chapter 8: **fast rock** (4th note beats)
chapter 9: **1-&-a** on the hihat
chapter 10: beat **displacement**
chapter 11: 8th note beats with **accent** on the beat
chapter 12: **syncopated 8th notes** on the hihat
chapter 13: 8th note beats with **accent** on the **off-beat**
chapter 14: **modulation**
chapter 15: **open** hihats
chapter 16: **latin-american**

BOOK TWO (B)


chapter 1: fills in **rock** (on snare and two toms)
chapter 2: fills in **blues** (on snare and two toms)
chapter 3: fills in **rock** (with bassdrum added)
chapter 4: fills in **blues** (with bassdrum added)
chapter 5: **mini** fills
chapter 6: big **accents**
chapter 7: **independence** exercises as fills
chapter 8: using **swipes**
chapter 9: playing fill **systems**

MP3-PACKAGE

part 1: 16th notes **even** feel
part 2: **bluesrock** (8th notes triplet feel)
part 3: 16th notes **triplet** feel
part 4: climbing tracks (45-130bpm)
part 5: big **accents** (70bpm)
part 6: big **accents** (105bpm)
part 7: big **accents** (135bpm)
part 8: clicks on the **1** (even/triplet feel)
part 9: clicks on the **e** (even/triplet feel)
part 10: clicks on the **&** (even/triplet feel)
part 11: clicks on the **a** (even/triplet feel)
part 12: clicks on the **dotted quarter** (even/triplet feel)
part 13: clicks on the **dotted 8th note** (even/triplet feel)

360DRUMS

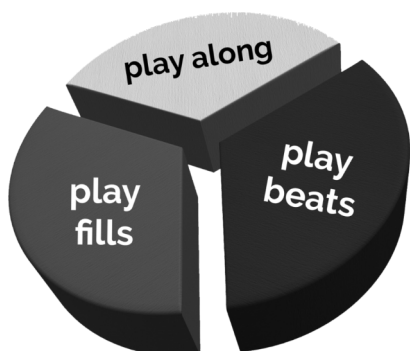
HOW TO READ



Reading notes is something every musician will have to grow into. With some exercises you immediately understand, at other times it takes a while to find out exactly what to play.

Above you can see what the notes in this book mean. In most cases the fills are written for two toms (rack and floor tom). But with some fills an added second rack tom sounds really nice. I also noted three toms there.

In Chapter 8, almost all of the crosses (at the top of the bar) are played on the ride, except for the ones intended for the left. They belong on the hi-hat. From exercise 26 it really gets a bit complicated: A circle around the note means that you have to play a crash on the left side. And from exercise 31 the ride and hi-hat are played simultaneously. I hope this notation makes it reasonably easy to understand.



Don't forget to work on your beats too. Use the audio as much as possible. And never worry about speed... That will come with time.

AT LAST


This small booklet contains only a few of the many exercises that are included in **BOOK ONE** (book of beats) & **BOOK TWO** (book of fills).

So would you like to learn even more?

Buy a paper version of the books for just € 39.95 to receive a real version.
(A digital download version costs € 29.95.)

The great thing about the two books is that they always fit on one music stand. Only then can you work on beats & fills at the same time. And not to forget; with the play-alongs of course..

The books can be purchased in the webshop (360drumsbook.com) and also at the best sheet music webshops such as percussionbooks.com.



The free **360DRUMSbook app** can be installed on all platforms (PWA). This typical drummers' app contains the following features:

- 1) a metronome, but not as you already know it
 - + drumless band tracks (40-65 bpm in even, triplet and bluesrock feel)
 - + complete set of click tracks (40-115 bpm)
 - with clicks on all 16th notes separately
 - with clicks on dotted quarter notes
 - with clicks on dotted eighth notes
- 2) inspirational videos for all chapters in BOOK ONE and BOOK TWO

I hope you enjoyed this chapter & the time you spent on your drum kit. Playing drums, and especially getting better at drumming, is super cool.

That's why I made the books.

Kind regards,

Joost Visser
author 360DRUMSbook
www.360drumsbook.com

360DRUMS