

360DRUMS

written by Joost Visser

BOOK ONE the book of beats

chapter 2

blues rock
(12/8 and 8th notes)

NEDERLANDS
ENGLISH

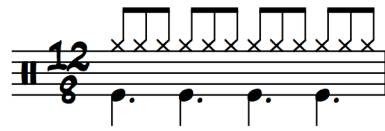
NEW
CHAPTERS
INCLUDED


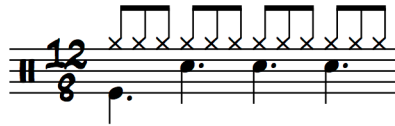
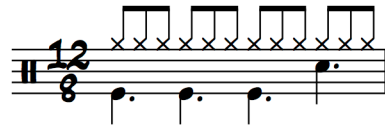

SECOND
EDITION


REVISITED

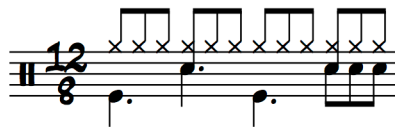

360DRUMS
CODING
VIDEO

chapter 2


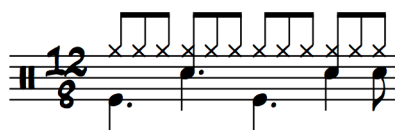

2.1 



2.2 



2.3 



chapter 2

2.4





2.5


2.6







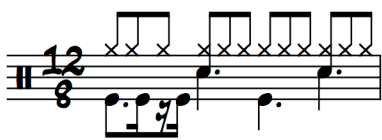
chapter 2




2.7 



2.8 



2.9 



INDEX

BOOK ONE (A)

chapter 1: **rock** (8th note beats)
chapter 2: **blues rock** (12/8 and 8th notes)
chapter 3: 12/8 and **half-time shuffle**
chapter 4: adapting the beat
chapter 5: **16th note** beats (1-e-&-a)
chapter 6: 4/4 and **shuffle** (triplet feel)
chapter 7: **1-e-&** on the hihat
chapter 8: **fast rock** (4th note beats)
chapter 9: **1-&-a** on the hihat
chapter 10: beat **displacement**
chapter 11: 8th note beats with **accent** on the beat
chapter 12: **syncopated 8th notes** on the hihat
chapter 13: 8th note beats with **accent** on the **off-beat**
chapter 14: **modulation**
chapter 15: **open** hihats
chapter 16: **latin**-american

BOOK TWO (B)

chapter 1: fills in **rock** (on snare and two toms)
chapter 2: fills in **blues** (on snare and two toms)
chapter 3: fills in **rock** (with bassdrum added)
chapter 4: fills in **blues** (with bassdrum added)
chapter 5: **mini** fills
chapter 6: big **accents**
chapter 7: **independence** exercises as fills
chapter 8: using **swipes**
chapter 9: playing fill **systems**

MP3-PACKAGE


part 1: 16th notes **even** feel
part 2: **bluesrock** (8th notes triplet feel)
part 3: 16th notes **triplet** feel
part 4: climbing tracks (45-130bpm)
part 5: big **accents** (70bpm)
part 6: big **accents** (105bpm)
part 7: big **accents** (135bpm)
part 8: clicks on the **1** (even/triplet feel)
part 9: clicks on the **e** (even/triplet feel)
part 10: clicks on the **&** (even/triplet feel)
part 11: clicks on the **a** (even/triplet feel)
part 12: clicks on the **dotted quarter** (even/triplet feel)
part 13: clicks on the **dotted 8th note** (even/triplet feel)

360DRUMS

TIPS TO STUDY


After you have studied a slow-speed session you can increase the tempo to improve your skills, but there are more ways to vary and dig deeper. To improve every day, try these ideas:

- 1) play on ride cymbal, in stead of hi-hat
- 2) take a pencil and mark some hihats as shups (open hihat)
- 3) play in even feel and triplet feel
- 4) play all notes as soft as possible and choose 1 instrument to play loud (hi-hat, snare or bass drum)
- 5) play a beat while applying 1 of the ostinato with your hihat foot



Exercises A through L are presented as musical notation on a five-line staff. Each exercise is labeled with a letter in a circle. Exercises A, B, C, D, E, and F show various rhythmic patterns using eighth and quarter notes. Exercises G, H, I, J, K, and L show more complex patterns, including triplets and sixteenth notes, often with accents or slurs.

- 6) play a fill while applying an ostinato with your left & right foot



Exercises M through T are presented as musical notation on a five-line staff. Each exercise is labeled with a letter in a circle. Exercises M, N, O, and P show rhythmic patterns with slurs and accents. Exercises Q, R, S, and T show more complex patterns, including triplets and slurs, often with accents or slurs.

AT LAST


This small booklet contains only a few of the many exercises that are included in **BOOK ONE** (book of beats) & **BOOK TWO** (book of fills).

So would you like to learn even more?

Buy a paper version of the books for just € 39.95 to receive a real version.
(A digital download version costs € 29.95.)

The great thing about the two books is that they always fit on one music stand. Only then can you work on beats & fills at the same time. And not to forget; with the play-alongs of course..

The books can be purchased in the webshop (360drumsbook.com) and also at the best sheet music webshops such as percussionbooks.com.



The free **360DRUMSbook app** can be installed on all platforms (PWA). This typical drummers' app contains the following features:

- 1) a metronome, but not as you already know it
 - + drumless band tracks (40-65 bpm in even, triplet and bluesrock feel)
 - + complete set of click tracks (40-115 bpm)
 - with clicks on all 16th notes separately
 - with clicks on dotted quarter notes
 - with clicks on dotted eighth notes
- 2) inspirational videos for all chapters in BOOK ONE and BOOK TWO

I hope you enjoyed this chapter & the time you spent on your drum kit. Playing drums, and especially getting better at drumming, is super cool.

That's why I made the books.

Kind regards,

Joost Visser
author 360DRUMSbook
www.360drumsbook.com

360DRUMS